








How To Determine The Model Number And Frequency Code Of Shure Wireless Components

The model number and frequency code of Shure wireless components (transmitters, receivers, antenna distribution systems, etc.) is shown on a label affixed to the component.



Handheld Components	Bodypack Components	Tabletop/Rackmount Components	Accessories
<p>On Shure handheld wireless microphones, the label is located inside the battery compartment. You may need to remove the battery to see the label.</p>	<p>On bodypack transmitters or receivers, the label is located on the back of the component. You may need to remove the belt clip to see the label.</p>	<p>On tabletop or rackmount components (such as receivers, antenna combiners, etc.), the label is located on the rear panel or the bottom of the unit.</p>	<p>On wireless accessories (antennas, amplifiers, etc.) the model number and frequency code may be on a label or may be printed directly on the component.</p>
 <p><i>U2 Handheld Transmitter</i></p>	 <p><i>U1 Bodypack Transmitter</i></p>	 <p><i>U4D Receiver</i></p>	 <p><i>UA870A Directional Antenna</i></p>
 <p><i>UC2 Handheld Transmitter</i></p>		 <p><i>P4T Transmitter</i></p>	 <p><i>UA830A In-line Antenna Amplifier</i></p>