

ULX STANDARD

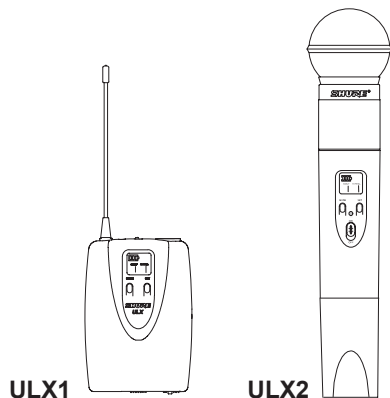
ULX Standard UHF systems represent a breakthrough in performance and price for both working musicians and professional sound installers. Multiple system configurations provide limitless options, each with a choice of legendary Shure microphone transmitters. Over 1400 selectable, pre-programmed frequencies are available, and Automatic Frequency Selection provides a straight shot to a clear channel.

ULX PROFESSIONAL

Step up to ULX Professional wireless, UHF systems for working musicians and professional sound installers. Multiple system configurations provide limitless options, each with a choice of legendary Shure microphones. Up to 1400 selectable, pre-programmed frequencies are available, and Automatic Frequency Selection provides a straight shot to a clear channel. ULX Professional systems offer more advanced features and controls, including lockable settings and group scan function.

ULXS4 DIVERSITY RECEIVER

- Automatic Frequency Selection
- Over 1400 selectable frequencies
- Predictive Diversity
- RF presence LED
- 5-segment audio meter
- 3-segment transmitter battery fuel gauge
- Multi-function LCD
- 1/2 rack design
- Detachable 1/4 wave antennas
- Durable plastic chassis
- Locking DC connector
- XLR and 1/4" outputs
- Mic/line switchable



ULXP4 DIVERSITY RECEIVER

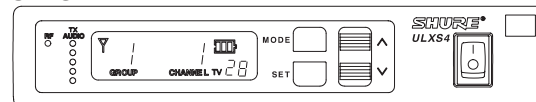
- Automatic Frequency Selection with group scan function
- Over 1400 selectable frequencies
- Predictive Diversity
- 5-segment audio meter
- 5-segment RF meter
- Advanced multi-function LCD
- 3-segment transmitter battery fuel gauge
- Squelch adjustment
- 1/2 rack design
- In-line power
- Remotable 1/2 wave antenna
- Frequency and volume lockout
- Rugged metal chassis
- Furnished rack hardware
- Locking DC connector
- XLR and 1/4" outputs

ULX1 AND ULX2 TRANSMITTERS

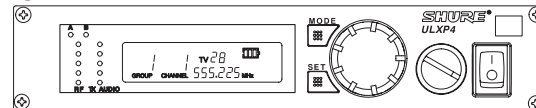
- 3-segment battery fuel gauge
- Backlit LCD shows group and channel
- Automatic Frequency Selection with group scan function
- Frequency and power settings
- Up to 1400 selectable frequencies
- Control lockout
- Predictive Diversity
- 8 hour battery life
- 5-segment audio meter
- 300 ft (92m) operating range
- 5-segment RF meter
- -20dB pad switch on ULX1

NOTE: Available frequencies depend on the applicable regulations in the country where the system is used.

ULXS4



ULXP4



SPECIFICATIONS

RF Carrier Frequency Range

470.000 to 865.000 MHz (Available frequencies depend on the applicable regulations in the country where the system is used). Refer to the frequency supplement supplied with the system.

Effective Range

100 m (300 ft.) under optimal conditions

NOTE: Actual working range depends on RF signal absorption, reflection, and interference

Audio Frequency Response

25 to 15,000 Hz, ± 2 dB

NOTE: Overall system frequency response depends on the microphone element.

Transmitter Audio Polarity

Positive pressure on microphone diaphragm (or positive voltage applied to tip of WA302 phone plug) produces positive voltage on pin 2 (with respect to pin 3 of low impedance output) and the tip of the high impedance 1/4-inch output

Transmitter Gain Adjustment Range

ULX1: 25 dB

ULX2: 25 dB

Receiver Audio Output Level (± 38 kHz deviation, 1 kHz tone)

XLR connector (into 600 ohm load): +3.9 dBV (line), -17 dBV (mic)

1/4 inch connector (into 3000 ohm load): -2 dBV

Impedance

ULX1 (input): 1 Megohm ULXS4, ULXP4 (output): 50 ohms at line level; 2000 ohms at mic level

Modulation

± 38 kHz deviation compressor-expander system with pre- and de-emphasis.

RF Power Output

ULX1, ULX2: 30 mW maximum

Dynamic Range

>100 dB, A-weighted

RF Sensitivity

1.26 μ V for 12 dB SINAD (typical)

Image Rejection

80 dB typical

Spurious Rejection

75 dB typical

Ultimate Quieting (reference ± 38 kHz deviation)

>105 dB, A-weighted

System Distortion (reference ± 38 kHz deviation, 1 kHz modulation)

0.3% total harmonic distortion, typical

Power Requirements

ULX1, ULX2: 9V alkaline battery; 8.4 V Nicad optional
ULXS4, ULXP4: 14 - 18 Vdc (negative ground), 550 mA

Battery Life

8 to 9 hours (with 9V alkaline battery)

Operating Temperature Range

-20° to 49° C (-4° to 120° F)

NOTE: Battery characteristics may limit this range.

Overall Dimensions

ULX1: 96.5 mm H x 67 mm W x 26.7 mm D (3.86 x 2.68 x 1.10 in.)

ULX2/SM58: 228.6 mm L x 51 mm Dia. (9 x 2 in.)

ULX2/BETA 58: 220.9 mm L x 51 mm Dia. (8.7 x 2 in.)

ULX2/SM86: 213 mm L x 49 mm Dia. (8.4 in x 1.9 in.)

ULX2/87, ULX2/BETA 87: 223.5 mm L x 51 mm Dia. (8.8 x 2 in.)

ULX4S: 43 mm H x 214 mm W x 163 mm D (1.72 in. x 8.56 in. x 6.52 in.)

ULX4P: 43 mm H x 214 mm W x 172 mm D (1.72 in. x 8.56 in. x 6.88 in.)

Net Weight

ULX1: 79 g (2.8 oz.) without battery

ULX2/58, ULX2/BETA 58: 289 g (10.2 oz.) without battery

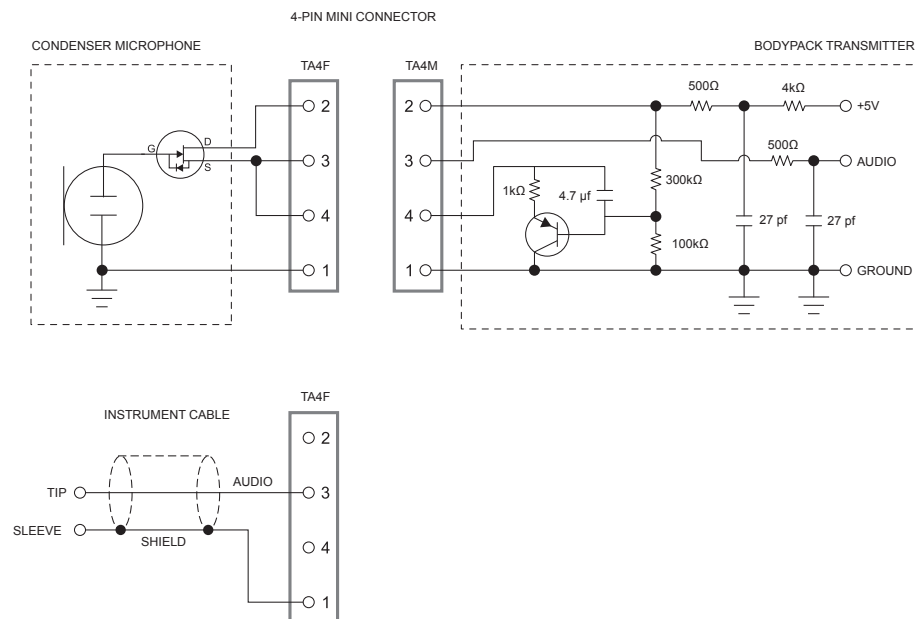
ULX2/SM86: 251 g (8.8 oz.) without battery

ULX2/87, ULX2/BETA 87: 258 g (9.1 oz.) without battery

ULXS4: 1049 g (2 lbs, 5 oz.)

ULXP4: 1105 g (2 lbs, 7 oz.)

ULX1 Bodypack Transmitter



ULX1 Transmitter Input

	Microphone (pins 3 and 4 tied together)	Guitar (with WA302)
Connector	TA4M	TA4M
Configuration	Unbalanced, active	Unbalanced, active
Actual Impedance	75 k Ω	1 M Ω
Maximum Input Level	-4 dBV (1.82 Vp-p)	Gain Switch 0 dB: 5 dBV (5 Vp-p) Gain Switch -20 dB: 25 dBV (50 Vp-p)
Pin Assignments	1 = Ground 2 = +5V through 4.5 k Ω (Microphone Bias) 3 = Audio 4 = FET active load	1 = Ground 2 = No Connection 3 = Audio 4 = No Connection

ULX2 Transmitter Input

Configuration	Unbalanced, active
Actual Impedance	20 k Ω
Maximum Input Level (1 kHz, 1% THD)	12 dBV (10 Vp-p)

ULXP4, ULXS4 Receiver Audio Output

Connector	Unbalanced (1/4 in.)	Balanced (XLR)
Actual Impedance	3 k Ω	Mic. Level: 1848 Ω Line Level: 75 Ω
Pin Assignments	Tip = Hot Ring/Sleeve = Ground	1 = Ground 2 = Hot 3 = Cold
Phantom Power Protection?	Yes	Yes

ULXP4, ULXS4 Receiver Antenna Input

Connector Type	BNC
Actual Impedance	50 Ω
Nominal Input Level	-95 to -30 dBm
Maximum Input Level	+6 dBm (-20 dBm recommended)
Pin Assignments	Shell = Ground, Center = Signal
Voltage for Remote Power	12 Vdc, 150 mA maximum

Furnished Accessories

Microphone Stand Adapter (ULX2)	WA371
Grip/Switch Cover (ULX2)	WA555
Zipper Bag (ULX1)	95A2313
Zipper Bag (ULX2)	95B2313
Screwdriver (ULX2)	80A498

Optional Accessories

Passive Antenna Splitter/Combiner Kit	UA221
UHF In-Line Antenna Amplifier	UA830USTV
UHF Powered Directional Antenna	UA870USTV
UHF Antenna Power Distribution Amplifier (U.S.A.)	UA844SWB
UHF Antenna Power Distribution Amplifier (Europe)	UA844SWB-E
UHF Antenna Power Distribution Amplifier (UK)	UA844SWB-UK
33 m (100 ft.) BNC-BNC cable (RG213)	UA8100
1.8 m (6 ft.) BNC-BNC cable (RG58)	UA806
Four Antenna Rack Panel	UA440
Front Mount Antenna Kit (Includes 2 cables and 2 bulkhead adapters)	UA600
Remote Antenna Bracket with BNC Bulkhead Adapter	UA505
Rack Mount Antenna Kit for single Receiver	UA506
Rack Mount Kit for Two Receivers	UA507
Carrying Case	WA610
Microphone Adapter Cable (XLR to TA4F)	WA310

Replacement Parts

AC Adapter (120 VAC, 60 Hz)	PS41
AC Adapter (220 VAC, 50 Hz)	PS41AR
AC Adapter (230 VAC, 50/60 Hz)	PS41AZ
AC Adapter (230 VAC, 50/60 Hz, Europlug)	PS41E
AC Adapter (230 VAC, 50/60 Hz)	PS41UK
AC Adapter (100 VAC, 50/60 Hz)	PS41J
SM58 [®] Cartridge with Grille (ULX2/58)	RPW112
BETA 58A [®] Cartridge with Grille (ULX2/BETA 58)	RPW118
SM86 Cartridge with Grille (ULX2/SM86)	RPW114
SM87A Cartridge with Grille (ULX2/87)	RPW116
BETA 87A Cartridge with Grille (ULX2/BETA 87A)	RPW120
BETA 87C Cartridge with Grille (ULX2/BETA 87C)	RPW122
Matte Silver Grille for SM58 [®]	RK143G
Matte Silver Grille for SM86	RPM226
Matte Silver Grille for BETA 58A [®]	RK265G
Matte Silver Grille for BETA 87A	RK312
Black Grille for SM87A	RK214G
Black Grille for BETA 58A	RPM323G
Black Grille for BETA 87A and BETA 87C	RPM324G
Belt Clip	44A8013A
1/4-Wave Antenna (470 - 752 MHz)	UA400B
1/4-Wave Antenna (774 - 952 MHz)	UA400
1/2-Wave Antenna (638 - 698 MHz)	UA820L3
1/2-Wave Antenna (554 - 590 MHz)	UA820D
1/2-Wave Antenna (740 - 814 MHz)	UA820Q
1/2-Wave Antenna (470 - 530 MHz)	UA820G
1/2-Wave Antenna (746 - 784 MHz)	UA820E
1/2-Wave Antenna (572 - 596 MHz)	UA820F
1/2-Wave Antenna (578 - 638 MHz)	UA820J



United States:
Shure Incorporated
5800 West Touhy Avenue
Niles, IL 60714-4608 USA

Phone: 847-600-2000
Fax: 847-600-1212
Email: info@shure.com

Europe, Middle East, Africa:
Shure Europe GmbH
Wannenäckestr. 28,
74078 Heilbronn, Germany

Phone: 49-7131-72140
Fax: 49-7131-721414
Email: info@shure.de

Asia, Pacific:
Shure Asia Limited
Unit 301, 3rd Floor
Citicorp Centre
18, Whitfield Road
Causeway Bay, Hong Kong

Phone: 852-2893-4290
Fax: 852-2893-4055
Email: info@shure.com.hk

**Canada, Latin America,
Caribbean:**
Shure Incorporated
5800 West Touhy Avenue
Niles, IL 60714-4608 USA

Phone: 847-600-2000
Fax: 847-600-6446
Email: international@shure.com